



WEST VIRGINIA BOARD OF PHARMACY

CONTROLLED SUBSTANCES MONITORING PROGRAM

2020 Annual Report

2020 CONTROLLED SUBSTANCE MONITORING PROGRAM HIGHLIGHTS

- ❖ **The number of Controlled Substances Monitoring Program (CSMP) users has more than tripled in the last five years, and utilization of the CSMP continues to grow**
- ❖ **The total number of controlled substance doses West Virginia patients received this year was 10.35 million less than in 2019**
- ❖ **The powerful opioid hydrocodone has shown the sharpest decline, with an almost 11% reduction from last year and an almost 72% reduction over the last nine years**
- ❖ **Currently sharing prescription data with the border states OH, VA, MD, KY and PA, in addition to 25 other states, DC, Military Health System and the VA**
- ❖ **Abnormal Prescriber reports continue to be submitted to the appropriate licensing boards**
- ❖ **2019 West Virginia drug overdose deaths declined for the second year in a row, with fentanyl, methamphetamine and heroin continuing to be the most commonly involved drugs in those deaths**
- ❖ **CSMP epidemiologists and data analysts are creating and maintaining numerous data maps and analyses to help identify potential issues with controlled substance prescribing and patient activity in West Virginia**

WV CONTROLLED SUBSTANCES MONITORING PROGRAM

2020 ANNUAL REPORT

Introduction

The West Virginia Controlled Substances Monitoring Program (CSMP) is a central repository, maintained by the West Virginia Board of Pharmacy, for collected data related to the prescription and dispensing of all Schedule II, III, IV and V controlled substances. As required by §60A-9-5, this report is intended to give a brief history of the monitoring program, including the Advisory and the Database Review Committees, highlighting the accomplishments of the CSMP, providing general and statistical information regarding CSMP data and to also recommend legislation to enhance and improve the CSMP and its use.

West Virginia's CSMP Reporting

Each time a controlled substance is dispensed to an individual in West Virginia, it must be reported to the CSMP by the medical services provider as soon as possible, within 24 hours. The dispensing report includes information about the patient, the prescriber who wrote the prescription, the pharmacy that filled the prescription, the product dispensed and the prescription (prescription #, no. doses, refills, form of payment, etc.). The CSMP collects information on almost five million controlled substance dispensings each year. Beginning in June 2016, the CSMP also began collecting dispensing data for opioid antagonist products, such as Narcan. Schedule V drugs such as gabapentin and pregabalin are now also being collected, as are non-fatal overdose reports. Contracts with Mahantech Corporation are in place to administer the CSMP and to manage the collection of this data, and provide access for authorized users. Board-employed program staff, consisting of an administrator and a clerk, oversees the day-to-day operation of the CSMP, act as liaisons with the software vendor, seek out and maintain grant funding to support the CSMP and provide administrative support to the West Virginia Board of Pharmacy.

The CSMP then offers direct, internet-based, electronic access to this data, primarily for practitioners for purposes of patient treatment. The information in the system is also open to inspection for specific investigations by authorized law enforcement officials, agents of licensing boards of practitioners, agents of the Office of the Chief Medical Examiner (OCME), agents of Bureau of Medical Services, agents of the Office of Health Facility Licensure and Certification, medical school deans, facility chief medical officers and persons with an enforceable court order. The number of users continues to increase (See Figure 1). Utilization by all types of users has also risen tremendously over the last several years (See Figure 2).

CSMP Type	2015 Users	2016 Users	2017 Users	2018 Users	2019 Users	2020 Users
Prescribers	3,814	6,618	9,100	11,788	12,732	13,942
Dispensers	2,214	3,359	3,861	4,351	4,427	4,685
Disp. Prescribers	153	253	269	538	560	596
Law Enforcement	51	71	101	113	109	115
Other	107	52	57	63	92	97
Total	6,339	10,353	13,388	16,853	17,920	19,435

Figure 1

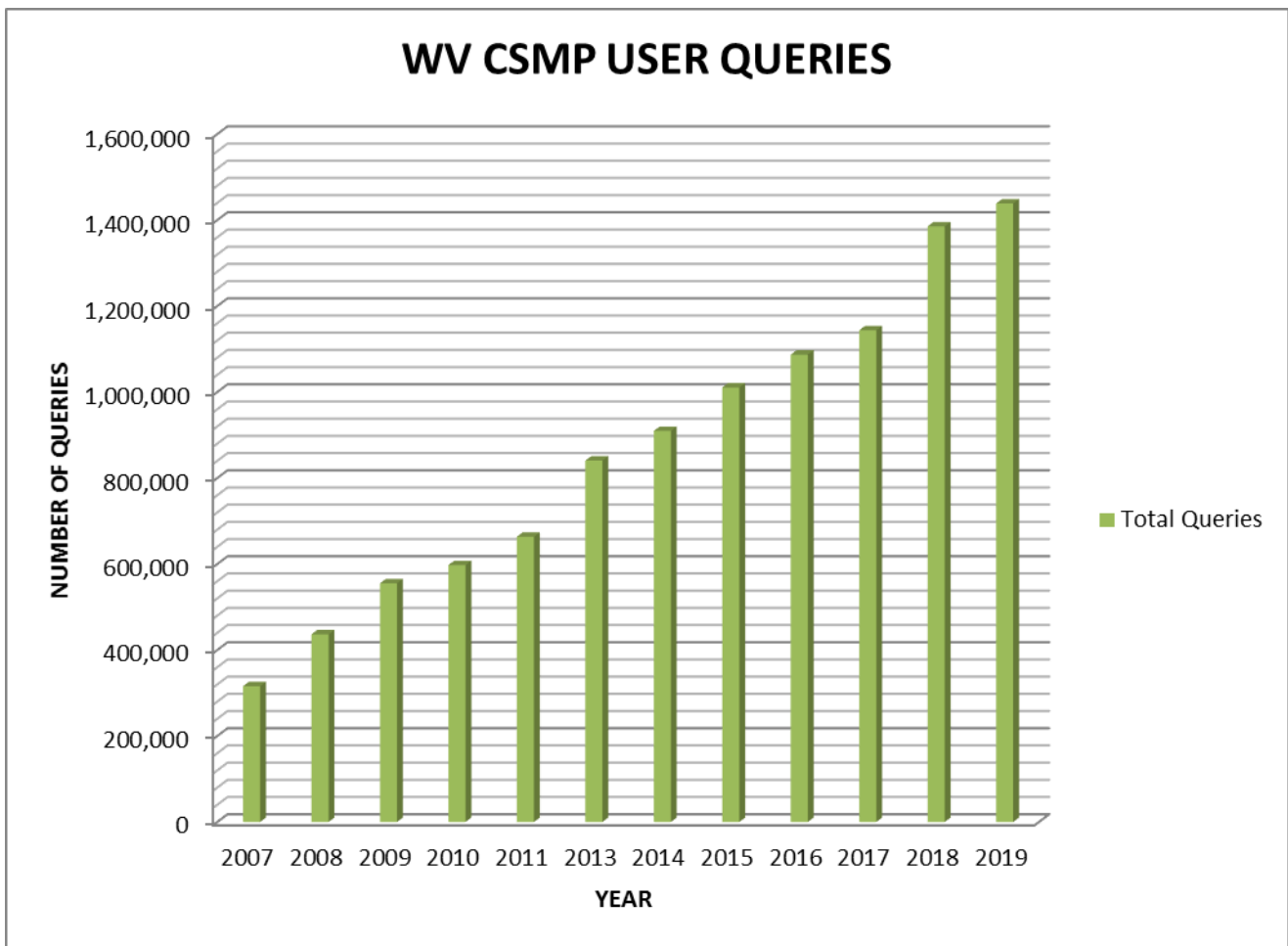


Figure 2

CSMP Dispensing Statistics

Overall dosage unit dispensing numbers have declined over the last several years in West Virginia (See Figure 3). The top 12 products by number of doses dispensed is listed in Figure 4. Also listed are the significant numbers of schedule V drug products Gabapentin (Neurontin) and pregabalin (Lyrica) dispensed, which were only required in the last three years. The Schedule II opioids hydrocodone and oxycodone have seen the most significant drop in numbers, with a combined decrease of over 92 million doses since 2011, and a 5.4 million dose decrease last year alone (Figure 5). Buprenorphine, a product commonly used to treat opioid addiction, is the only drug product that is trending upward. Figures 6 & 7 shows data for various drug products.

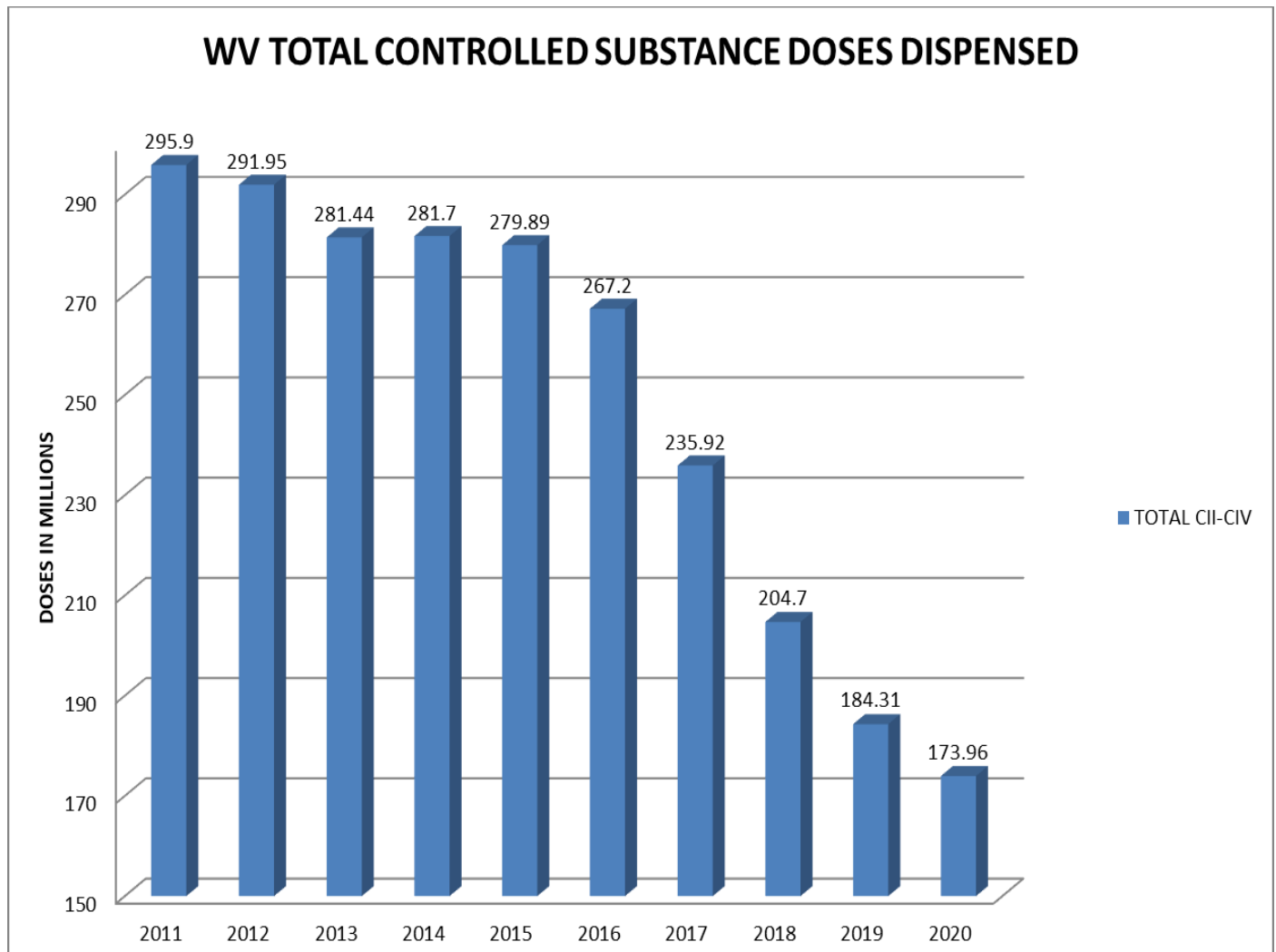


Figure 3

WEST VIRGINIA 2020 CONTROLLED SUBSTANCE DOSES

Rank	Drug Category	Schedule	No. Dispensed
1.	Hydrocodone Products	II	27.95 Million
2.	Tramadol Products	IV	22.88 Million
3.	Alprazolam Products	IV	19.66 Million
4.	Oxycodone Products	II	19.36 Million
5.	Clonazepam Products	IV	12.82 Million
6.	Lorazepam Products	IV	11.97 Million
7.	Buprenorphine Products	III	11.10 Million
8.	Amphetamine Products	II	7.57 Million
9.	Zolpidem Products	IV	5.83 Million
10.	Diazepam Products	IV	5.14 Million
11.	Codeine Products	III	4.35 Million
12.	Methylphenidate Products	II	2.71 Million
	All Other Products	II-IV	22.62 Million
	TOTAL	II-IV	173.96 Million
	Gabapentin	V	62.74 Million
	Pregabalin	V	8.33 Million

Figure 4

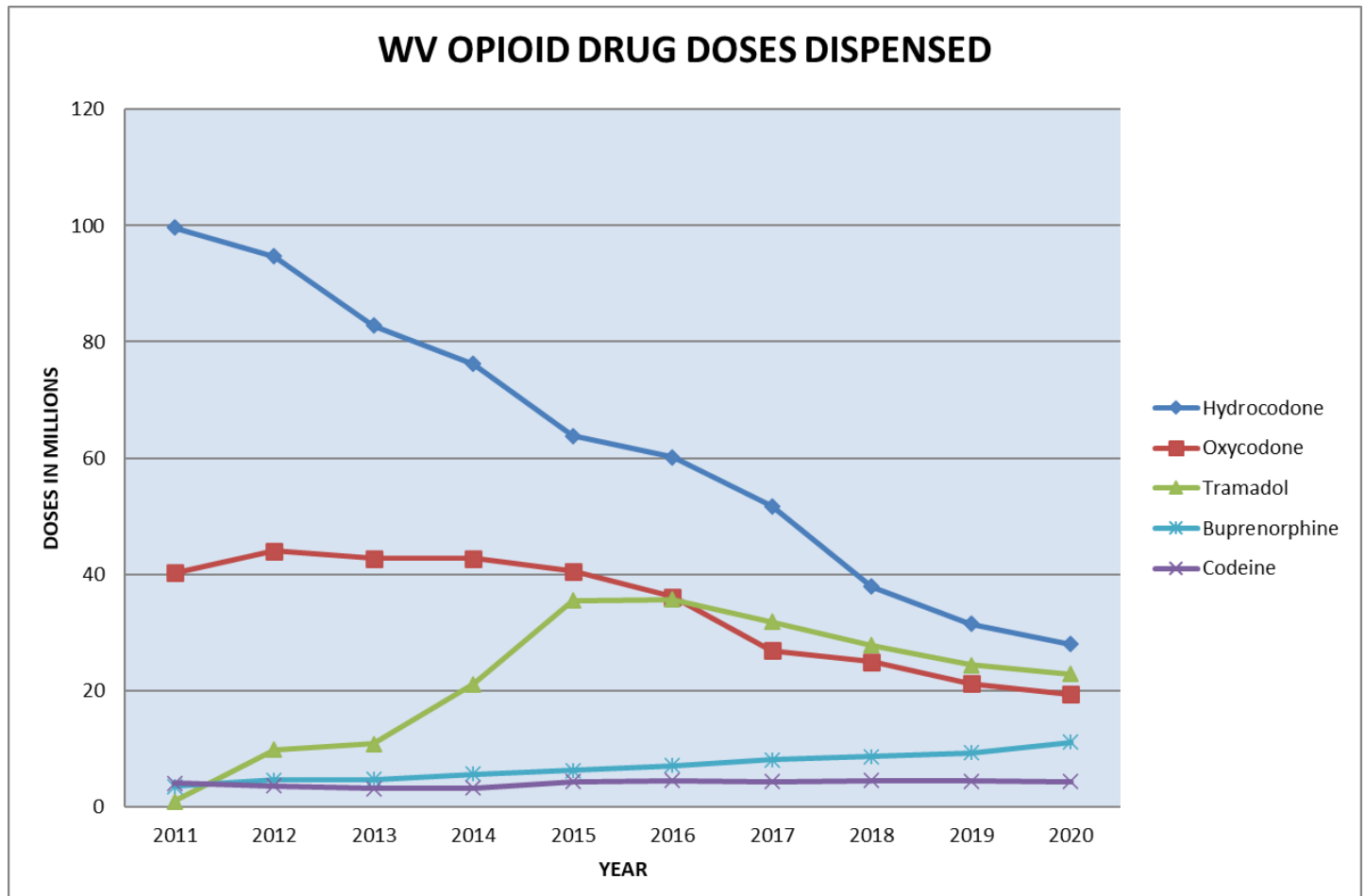


Figure 5

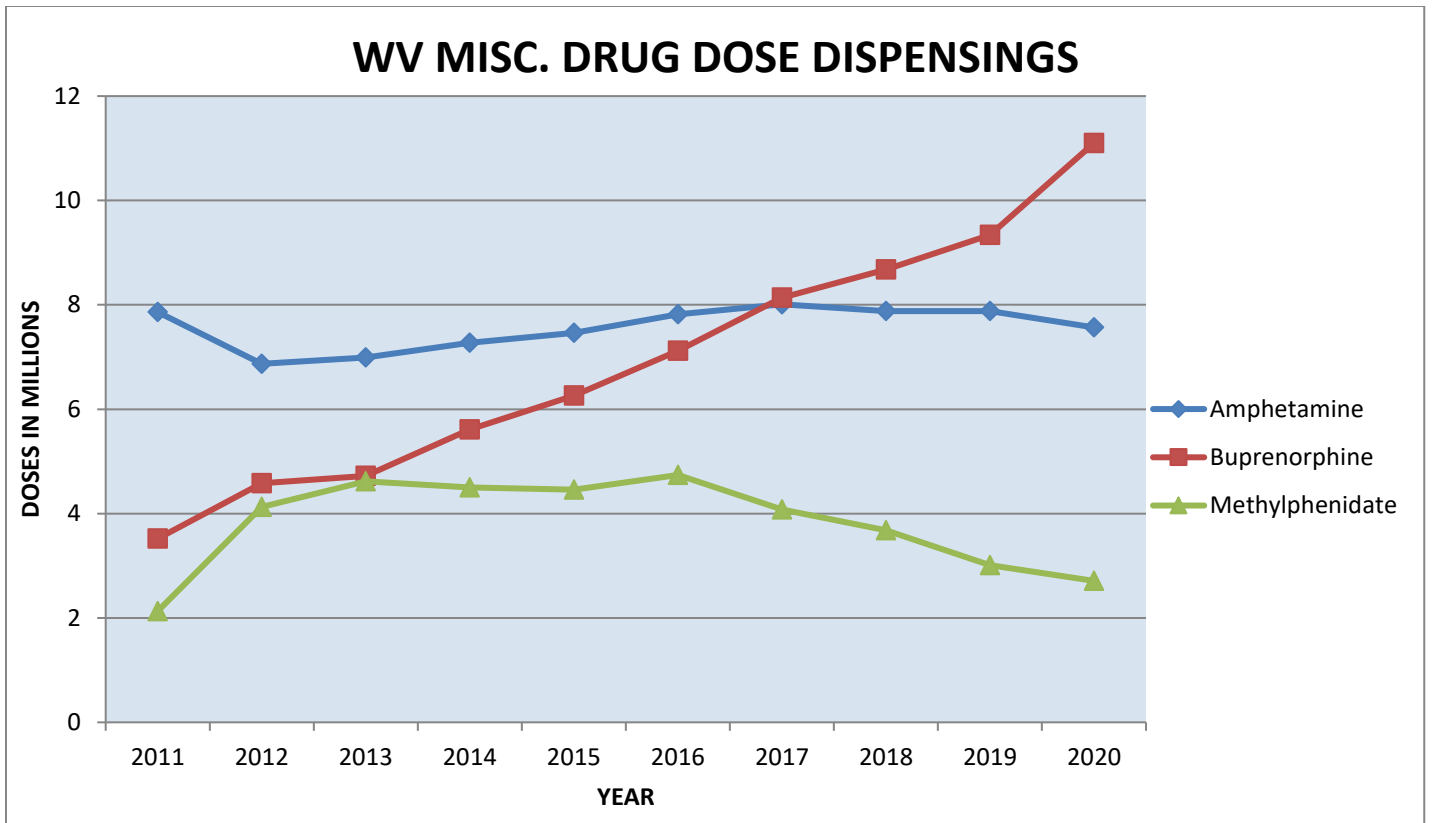


Figure 6

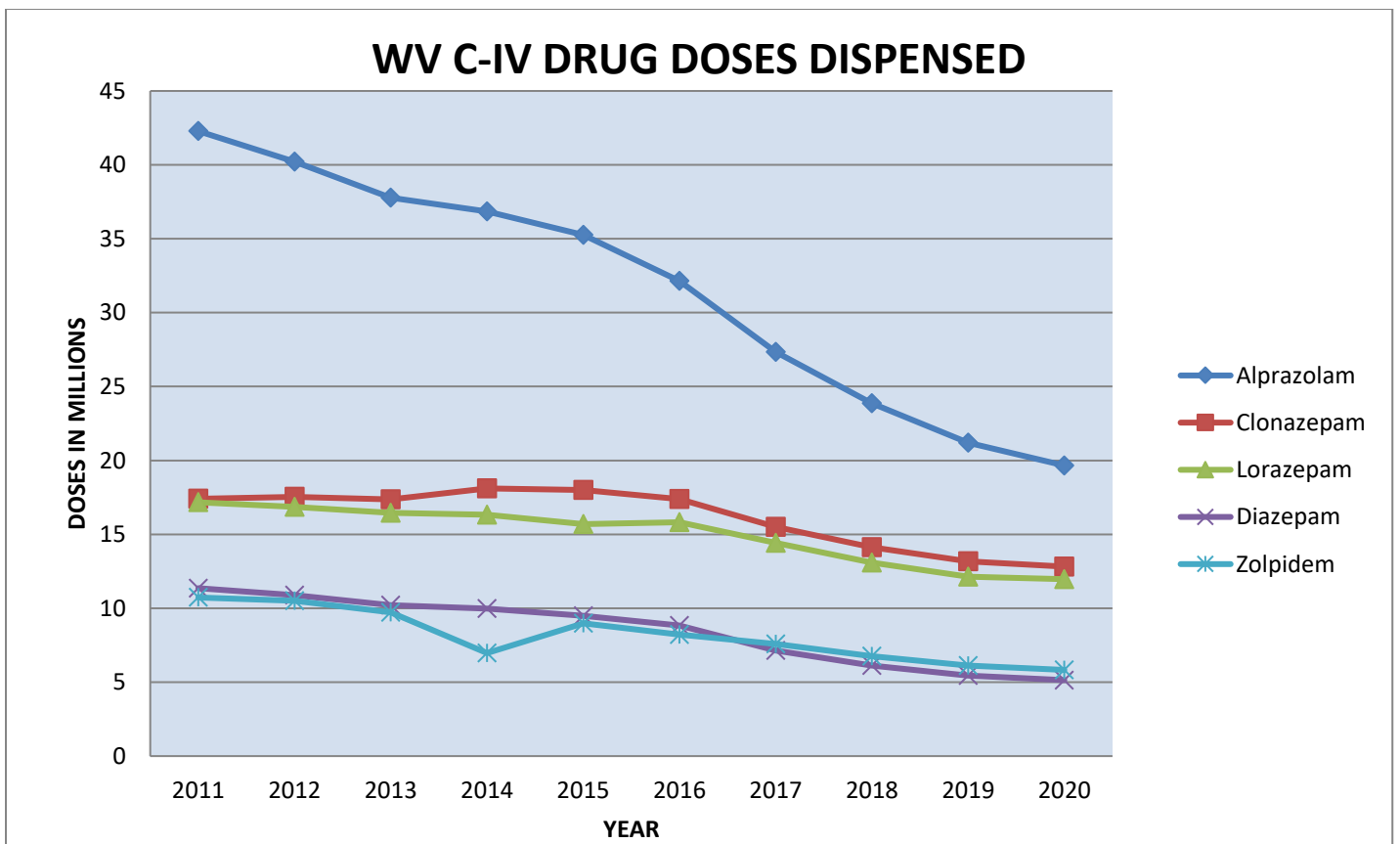


Figure 7

Interstate Data Sharing

In March of 2014, West Virginia successfully deployed its interface with the Prescription Monitoring Program Interconnect (PMPI). PMPI is a data sharing hub, through which authorized users from one state are permitted to obtain patient information from other participating states through their home PMP. West Virginia is currently sharing prescription data with our border states Virginia, Ohio, Kentucky, Maryland and Pennsylvania. We are also sharing data with South Carolina, Connecticut, Delaware, Indiana, Arkansas, Connecticut, Arizona, Nevada, Kansas, Louisiana, New Mexico, Maine, Massachusetts, Michigan, New York, New Jersey, North Carolina, Minnesota, Oklahoma, Tennessee, Rhode Island, North Dakota, Colorado, Washington, Wyoming, the District of Columbia, Military Health Systems and the Veteran's Administration.. We are actively working toward connecting with a number of other states.

Advisory and Database Review Committees

Senate Bill 437 (Regular 2012 Legislative Session) was created to address the prescription drug diversion and substance abuse related problems in West Virginia. Some major components of that bill involve the WV Controlled Substances Monitoring Program (CSMP) and the tracking of prescription drug related activities, including those related to overdose deaths. These key components have been utilized in attempt to reduce prescription drug diversion, inappropriate activities by patients, doctors and pharmacists, and to reduce the number of prescription drug related overdoses. As created by this bill, the Controlled Substances Monitoring Program Advisory Committee and the Controlled Substances Monitoring Program Database Review Committee have been actively trying to address some of these issues in this state through use of the CSMP and the vast amount of useful data it contains.

The CSMP Advisory Committee looks at various patient and practitioner parameters, to determine what data is useful in identifying concerning, dangerous and potentially illegal activity. These parameters are used to detect abnormal or unusual patient patterns, as well as focusing on possible prescribing and dispensing issues with practitioners. A number of CSMP reports have been created to try and isolate concerning activities, such as excessive prescriptions, large percentages of cash transactions, doctor shopping, morphine milligram equivalent doses, etc. This committee has also suggested a number of rules, and have recommended educational and research topics, in order to try and limit the improper use of prescription drugs, to reduce inappropriate prescribing and dispensing of those drugs, and to facilitate the use of the CSMP. The previous recommendations made by this committee have been considered and largely addressed by legislative action.

The CSMP Database Review Committee evaluates those who have been identified as outliers to decide appropriate action. Individual patients, prescribers or dispensers that warrant additional scrutiny are being pursued in a number of ways. One activity the committee regularly monitors is Multiple Provider Episodes (MPE's). MPE's are defined as when a patient is obtaining controlled substance prescriptions from multiple

physicians, and visiting multiple pharmacies to get them filled, all in a relatively short period of time. Every six months, notifications are sent out to the doctors and pharmacists, regarding their specific patients who are exhibiting this MPE behavior. As a result, the number of individuals identified has dropped off significantly, and remain low.

The Database Review Committee also receives and evaluates drug-overdose related death reports from the Office of the Chief Medical Examiner (OCME), and the corresponding CSMP data, relating to hundreds of West Virginia deaths each year. On a case-by-case basis, this committee evaluates this information and must determine if there is a reasonable cause to believe that there has been a breach of professional standard, or a criminal act, involving prescribing and/or dispensing of Schedule II –V Controlled Substances in these deaths. If so, referrals to licensing boards and law enforcement (including county and federal prosecutors) for further evaluation may be warranted. In every death, where CSMP data indicates a current prescription for any of the drugs listed in the OCME report, a notification is sent to each prescriber who issued that prescription, including the decedent information and the list of drugs involved in the death.

During the 2018 Regular Legislative Session, the Board of Pharmacy was required to establish parameters and to issue reports of abnormal or unusual prescribing or dispensing patterns. After consulting with various licensing Boards, the advisory committee established the initial algorithm to identify abnormal prescribing. A prescriber is considered abnormal or unusual if they appear in the top 5% of prescribers in the state in 4 or more of the following categories:

- Average MED per Rx
- Total MME prescribed
- Total opioid doses prescribed
- # of unique opioid patients
- # of days supply of overlapping opioids and benzodiazepines

West Virginia Drug Overdoses

West Virginia continues to lead the nation in the number of drug related overdoses per capita. The 1,020 drug overdose deaths reported in 2017 was a record high for the state. 2019 stats appear to show a second year of continued decline in those deaths. Deaths involving fentanyl, methamphetamine and heroin are largely responsible for deaths over the last couple years, but the deaths involving prescription opioids continue to decline (See Figure 8).

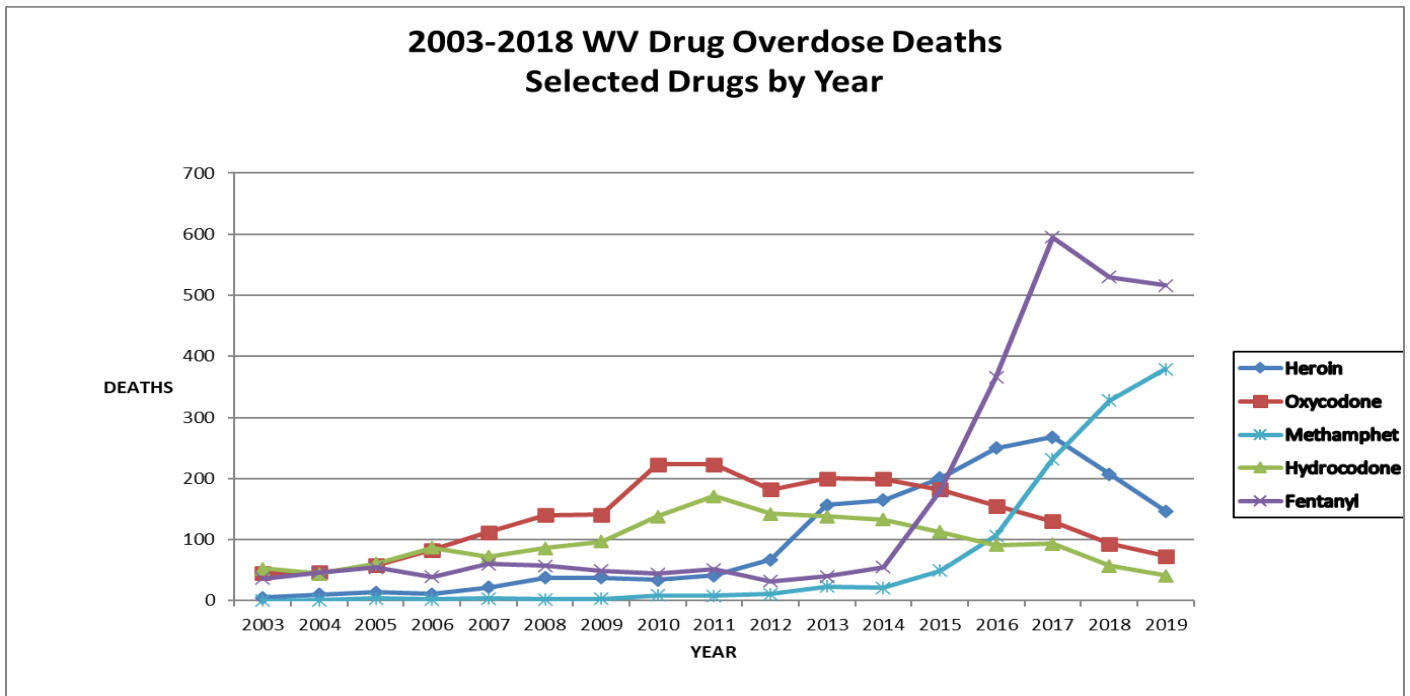


Figure 8

Federal Grant Opportunities

The West Virginia Board of Pharmacy and the CSMP continues to work with a federal CDC grant, which among other things is intended to facilitate CSMP use, to maximize our system capabilities, to analyze and evaluate existing policies designed to reduce prescription drug overdose morbidity and mortality and produce a plan for addressing these issues, including a comprehensive list of best practices. The CDC grant included hiring two epidemiologists and a data analyst to assist the Board in the analyses. They also work closely with other experts within the WV DHHR.

This grant has also allowed the Board to partner with Appriss Health to utilize, analyze, and present information from CSMP into the clinical workflow of both prescribers and pharmacists via the comprehensive platform NarxCare. This product will integrate this CSMP information, as well as additional data sources, into Electronic Health Records or Pharmacy Management Systems to empower clinicians to identify patients that may be at risk for prescription drug addiction, overdose and death, and equips those clinicians and care teams with the advanced analytics, tools and technology they need to help those patients. These invaluable insights and tools can be presented and accessed within clinical workflow, up front, for every patient, every time. By obtaining CSMP prescription information, which can include data from neighboring states, this one-click workflow process eliminates the need for prescribers and pharmacists to manually log into the WV CSMP website separately and then enter a patient’s name and demographics to search for them. We are currently receiving over 11 million queries a month through the various integrations in WV and surrounding states.

Other Initiatives

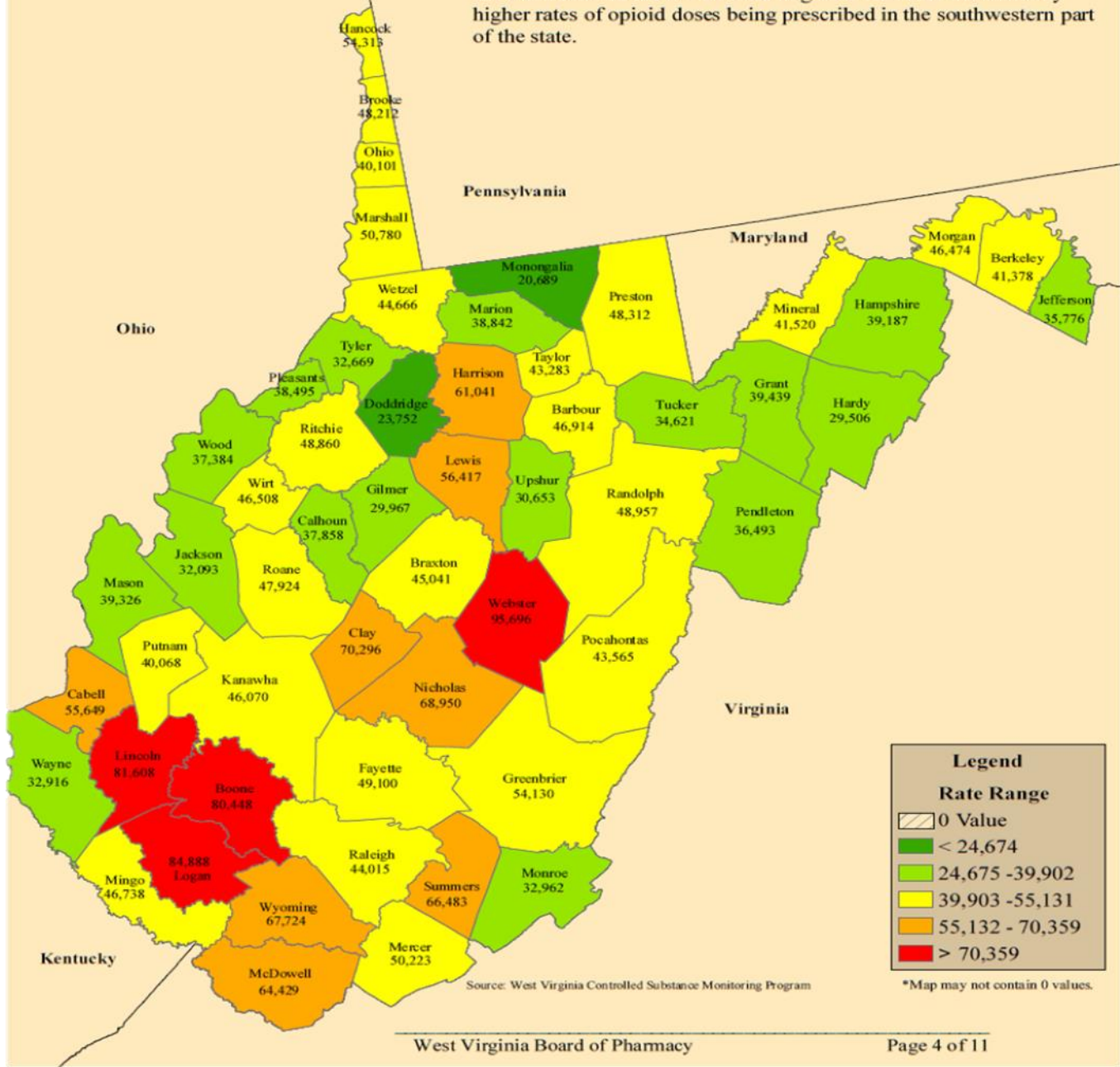
The latest version of the CSMP was completed, and new functionality, easier access and enhanced data analysis continue to expand. We have incorporated non-fatal overdose data into patient reports as one key component required by recently enacted legislation. We now send out non-fatal overdose notifications to any physician who has prescribed a controlled substance to one of these reported overdose victims. Doctor Report Cards (tool to inform practitioners about how they compare to their peers), geocoding/mapping capabilities and new trend reports are also constantly being improved.

There have been a number of data maps created, that provide valuable insight into prescription activity around the state (Appendix 1). Additionally, monthly surveillance reports are being produced to summarize various key statistics related to West Virginia prescribing. County profiles are also available, which displays how a county rates to the others in West Virginia in various prescription categories. Naloxone utilization, youth stimulant prescribing studies, Medication Assistance Treatment (MAT) data and other indicators are also being processed currently. A number of these maps, data sets and also an interactive dashboard is available at our website: www.wvbop.com.

Appendix 1

Map 1: Opioid Doses per 1,000 State Residents by County, West Virginia, 2019

The rate of opioid doses (i.e., pills) helps identify where high prescribing may be occurring across the state. The highest rates are shown in red and the lowest rates in green. There are substantially higher rates of opioid doses being prescribed in the southwestern part of the state.



Map 3: Percent of Patients Receiving a High-Risk Daily Dose of Prescribed Opioids by County, West Virginia, 2019

The average high-risk daily dose (i.e., ≥ 50 Morphine Milligram Equivalents (MME)) helps identify where high and possible problematic prescribing is occurring across the state. High-risk daily dose prescribing is most common in the northern part of the state, with the highest percentages of patients being dispensed high-risk daily doses in the eastern panhandle.

